


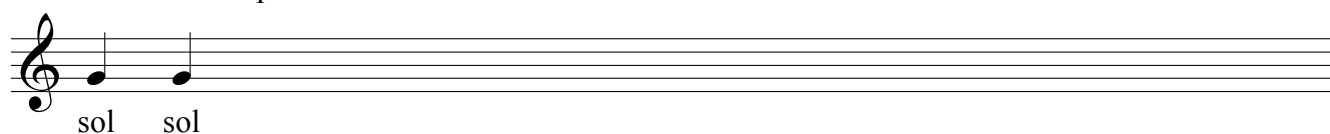


VIVA MUSICA


Nous écrivons une portée de **clés de Sol** / *Wir schreiben eine Reihe Sol-Schlüssel*




Nous écrivons une portée de **"Sol"** / *Wir schreiben eine Reihe "Sol"*






Nous écrivons une portée de **"Mi"** / *Wir schreiben eine Reihe "Mi"*



Nous écrivons une portée de **"Silences"** / *Wir schreiben eine Reihe "Pausen"*



Nous chantons / *Wir singen*



La mesure / *Der Takt*

2
4

Nous chantons / *Wir singen*

a)

b)



c)

Nous chantons / *Wir singen*

a)



b)



c)



d)



e)




f)




g)





Dictées rythmiques / *Rhythmische Diktate*
 Nous complétons le rythme / *Wir setzen die Notenwerte ein*

1) 


2) 

Exercice rythmique / *Rhythmische Übung*
 Nous frappons le rythme / *Wir klopfen den Rhythmus*





Exercices au choix du titulaire / *Weitere Übungen*



Nouvelle note "La" / *Neue Note "La"*

Stil - le Nacht Sol la sol mi

Léi - wer Herr - gotts Blies - chen Sol sol la la sol mi

Ecrivez une portée de "La" / *Schreibt eine Reihe "La"*

la la

Nous chantons / *Wir singen*




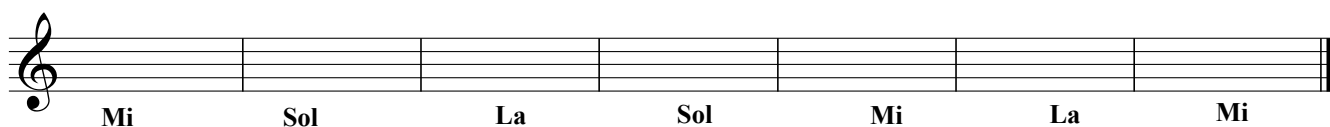
a) b)

c) d)

e) f)

g)

h) i)

Dictées à dépistage de fautes / *Diktate mit Fehlern*Il ya une faute: trouvez-la / *Eine Note ist falsch: findet sie*Il y a 2 fautes / 2 *Noten sind falsch*Dictée rythmique / *Rhythmisches Diktat*Mettez les barres de mesure / *Setzt die Taktstriche*Ecrivez les notes / *Schreibt die Noten*Complétez la mesure / *Was fehlt im Takt?*

Nouvelle note "Do" / Neue Note "Do"

Mor - gen kommt der Weih - nachts - mann

Do Do Sol Sol La La Sol

Do Do Do Sol Sol Sol La La La Sol

Ecrivez une portée de "Do" / Schreibt eine Reihe "Do"

Nous chantons / Wir singen

a)

b)

c)

d)

e)

f)

g)

L'accord parfait / Der Dreiklang

Accord brisé / Gebrochener Akkord

Chantez / Singt

Chantons ensemble / Wir singen zusammen

Il ya une faute: trouvez-la / Eine Note ist falsch: findet sie

Il y a 2 fautes / 2 Noten sind falsch

Dictées / Diktate

Nouvelle note " Re " / Neue Note "Re"

Frè - re Jâc - ques do re mi do

Schlof Kënd - che schlof mi re re do

Au clair de la lu - ne mon a - mi Pier - rot do do do re mi re do mi re re do

Nous écrivons une portée de "Re" / Wir schreiben eine Reihe "Re"

Nous chantons / Wir singen

1)

2)

3)

4)

5)

6)

f = Forte = fort / f = forte = laut

p = Piano = doux / p = piano = leise



Le signe de reprise / Das Wiederholungszeichen



Dictée à parties manquantes / Lückendiktat




Où est la faute ? / Welche Note ist falsch ?



Chanson de Violette

Nous chantons / Wir singen



Les valeurs de notes / Die Notenwerte

La noire / die Viertel-Note



La croche / die Achtel-Note



La blanche / die Halbe-Note




Nous chantons / Wir singen

1) 

2) 


3) 

Ecrivez des blanches / Schreibt Halbe Noten

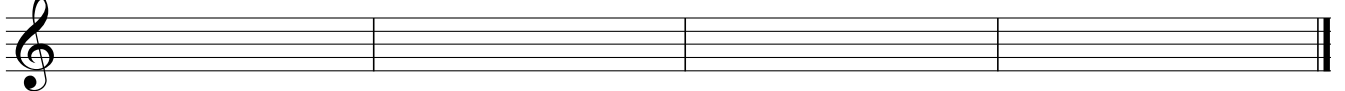


do sol la mi re sol mi la sol do la

Ecrivez les valeurs / Schreibt die Notenwerte



do mi sol sol mi re mi re do





do mi sol la sol fa mi re do

Nous mettons les barres de mesures / Wir setzen die Taktstriche




Dictée / Diktat




Nouvelle note "Fa" / Neue Note "Fa"


Nous chantons / Wir singen



Nous apprenons par coeur / Wir lernen auswendig



Nous écrivons une portée de "Fa" / Wir schreiben eine Reihe "Fa"




Nous chantons / Wir singen





, , , Le signe de respiration / Das Atmungszeichen , , ,





Dictée à parties manquantes / *Lückendiktat*


a) 

b) 

c) 

d) 

e) 

f) 


Où est la faute? / *Welche Note ist falsch?*


a) 

b) 


c) 

Ecrivez les notes manquantes / *Schreibt die fehlenden Noten*

a) 


b) 

c) 

d) 

Chanson de la " tierce " / *Terzenlied*
d'Lidd vun der "Tierce"

Nous apprenons par coeur / *Mir léieren auswendig*



c'est une tierce, c'est une tierce, sol mi sol mi fa re
 T'ass eng tierce, t'ass eng tierce,



do c'est une tierce, c'est une tierce, sol mi sol mi fa re do

La levée / Der Auftakt

Nous chantons / Wir singen




La liaison / Der Bindebogen

Nous chantons / Wir singen



Nouvelle note "Do aigu" / Neue Note "hohes Do"

Nous chantons / Wir singen






Ecrivez une portée de "Do" / Schreibt eine Reihe "Do"



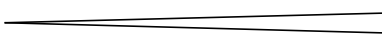
Les pompiers / die Feuerwehr




Nous chantons / Wir singen



crescendo / lauter werdend



decrescendo / leiser werdend



Nous chantons / Wir singen



Où sont les fautes ? / Wo sind die Fehler ?

Four musical segments in 2/4 time, each on a treble clef staff. Segment a) starts with a quarter rest followed by a quarter note, then a half note. Segment b) starts with a quarter note, followed by a quarter note, then a half note. Segment c) starts with a quarter note, followed by a quarter note, then a half note. Segment d) starts with a quarter note, followed by a quarter note, then a half note.

Quelle version entendez-vous ? / Welches Fragment wird gespielt ?

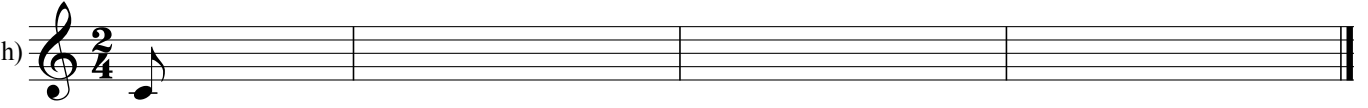
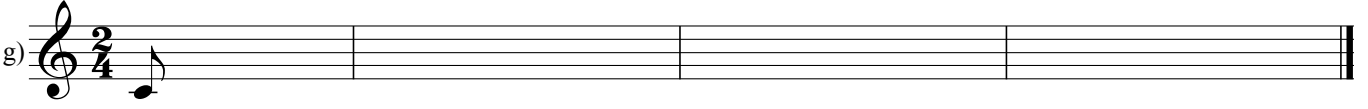
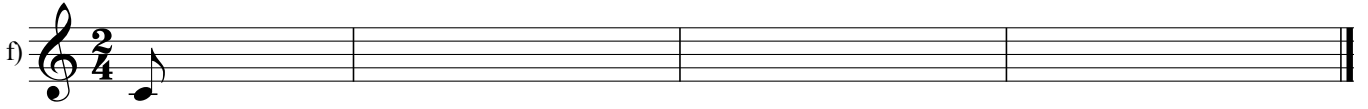
A 3x3 grid of musical notation for a listening exercise. Each cell contains a 2/4 time signature fragment on a treble clef staff. The fragments are:

- Row 1: 1) quarter note, quarter note, quarter note, quarter note; 2) quarter note, quarter note, quarter note, quarter note; 3) quarter note, quarter note, quarter note, quarter note.
- Row 2: 1) quarter note, quarter note, quarter note, quarter note; 2) quarter note, quarter note, quarter note, quarter note; 3) quarter note, quarter note, quarter note, quarter note.
- Row 3: 1) quarter note, quarter note, quarter note, quarter note; 2) quarter note, quarter note, quarter note, quarter note; 3) quarter note, quarter note, quarter note, quarter note.

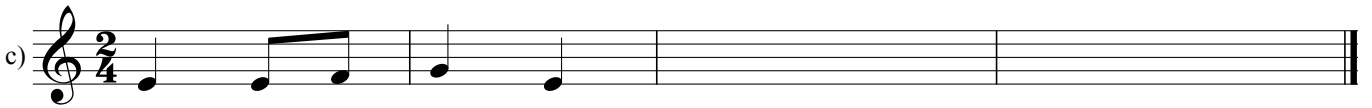
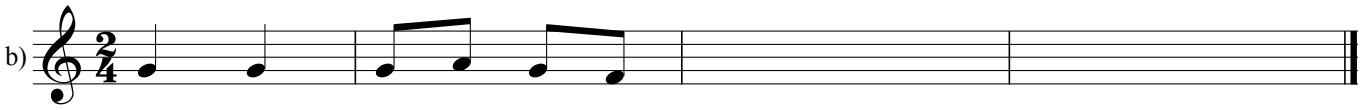
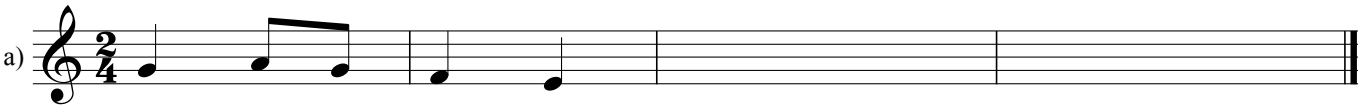
 Each fragment has a circled blank space below it for an answer.

Dictées / Diktate

Five blank musical staves for dictation, each starting with a treble clef and a 2/4 time signature. The staves are labeled a), b), c), d), and e).



Essayez d'achever les mélodies / Versucht die Melodien fertig zu schreiben




Nous mettons les barres de mesures / Wir setzen die Taktstriche




Encerclez les 3ces / *Umkreist die Terzen*




Ecrivez la 2e note pour former une 3ce / *Schreibt die 2. Note um eine 3ce (Terz) zu bilden*



Nouvelle note "Si" / *Neue Note "Si"*



Ecrivez une portée de "Si" / *Schreibt eine Reihe "Si"*




La gamme de Do majeur / *Die "Do majeur"-Tonleiter*


Nous apprenons par coeur / *Wir lernen auswendig*





Nous chantons / *Wir singen*



1) 

2) 

3) 

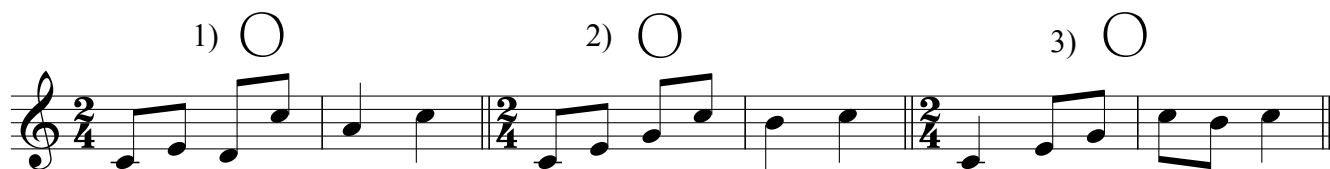


4) 



Où est la faute ? / Welche Note ist falsch ?

1)  2)  3) 

4)  5) 

Quelle version entendez-vous ? / Was hört Ihr ?



1)  2)  3) 

1)  2) 

Le professeur joue 2 versions différentes. Quelle est la version notée ici ?

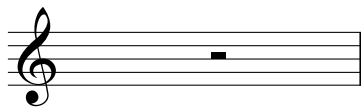
Der Lehrer spielt 2 verschiedene Versionen. Welche Version steht hier ?

1)  2) 

1)  2) 

Les silences / Die Pausen

demi-pause / halbe Pause




soupir / Viertelpause



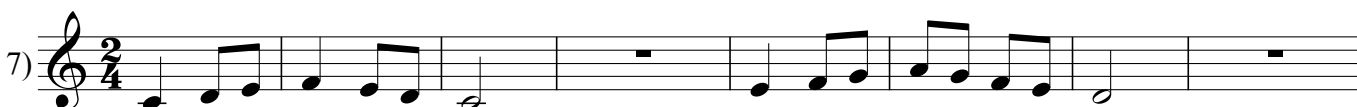
demi-soupir / Achtelpause



Ecrivez les différents silences / Schreibt die verschiedenen Pausen



Nous chantons / Wir singen



mf = Mezzoforte = moyennement fort / mf = Mezzoforte = halblaut

Nous chantons / Wir singen

1) 

2) 


3) 

4) 


5) 


6) 


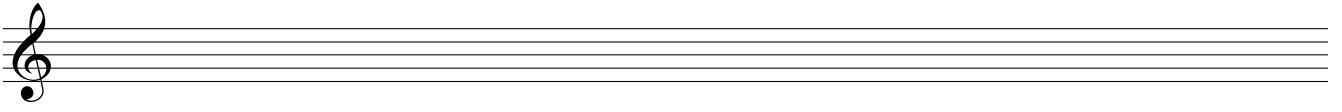
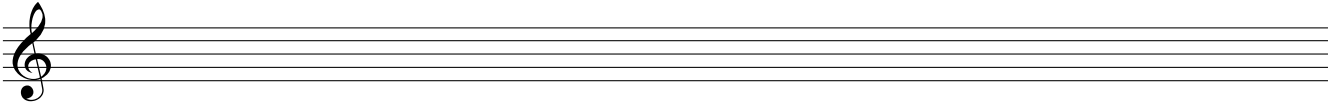







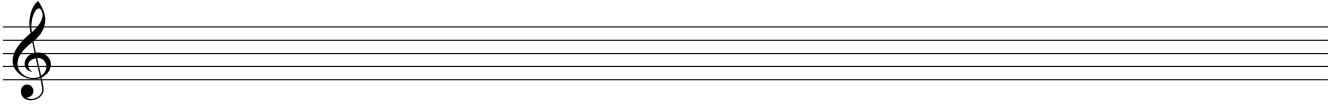
Encerclez les intervalles de 3e / Umkreist die Terzen

7) 

Mette les nuances forte, mezzoforte ou piano / forte, mezzoforte oder piano einsetzen








◡
◡
◡
◡
◡
◡
◡



Le point d'orgue / der Orgelpunkt

Nous chantons / Wir singen



Andante = allant / gehend

Andante



Nous apprenons par coeur / Mir léieren auswenne

Eng Tierce eng Quinte, eng 3ce eng 5te, sol la sol fa mi
 Une tierce une quinte, une 3ce une 5te,

re, eng 3ce eng 5te, eng 3ce eng 5te, la sol fa mi re do.
 une 3ce une 5te, une 3ce une 5te,

Encerclez les intervalles de 5te / Umkreist die Quinten

Ecrivez la 2e note pour former une 5te / Schreibt die 2. Note um eine Quinte zu bilden

Nouveau rythme / Neuer Rhythmus

Ecoutez la différence / Hört auf den Unterschied

Alle Vögel sind schon da (Chanson populaire / Volkslied)


Nous chantons / Wir singen

Nous frappons le rythme / Wir klopfen den Rhythmus


Quelle est la bonne version ? / Was wird gespielt ?

La double croche / Die Sechzehntel


Nous chantons / Wir singen




La note "Si grave" / Das "tiefe Sí"

Ecrivez une portée de "si" / *Schreibet eine Reihe "sí"*Nous chantons / *Wir singen*

Allegro = rapide / <i>Allegro = schnell</i>


 Legato : lié / <i>gebunden</i>
--

 Staccato : détaché / <i>gestossen</i>

Chanson russe

Ludwig van Beethoven
(1770-1827)

Allegro

Ludwig van Beethoven: compositeur allemand / *deutscher Komponist*

La mesure à 3/4

3 4

Der Dreivierteltakt

Nous chantons / Wir singen

1) 

2) 

3) 

La blanche pointée / Die punktierte Halbe

$$\text{♩} \cdot = \text{♩} \text{ ♩} = \text{♩} \text{ ♩} \text{ ♩}$$

Le point placé après la note augmente de moitié la valeur de celle-ci Der Punkt hinter der Note verlängert diese um die Hälfte ihres Wertes
--


Nous chantons / Wir singen

1) 

2) 

3) 

Dictée rythmique / Rhythmisches Diktat



Dictée à parties manquantes / *Lückendiktat*

a) b) c)

d) e)

f) g)

Dépistage de fautes / *Wo sind die Fehler?*


a) b)

c) d)


e) f)

Mettez les barres de mesure / *Setzt die Taktstriche*

Ecrivez une portée de "re aigu" / Schreibt eine Reihe "hohes re"



Nous chantons / Wir singen



pp = pianissimo = très doux / pp = pianissimo = sehr leise

ff = fortissimo = très fort / ff = fortissimo = sehr laut



Chanson de l'octave

apprenez par coeur

Nous chan - tons l'oc - tave l'oc - tave l'oc - tave nous

chan - tons l'oc - tave l'oc - tave sol fa mi re do

D'Lidd vun der Oktav

auswenneg léieren

Mir san - gen d'Ok tav d'Ok tav d'Ok - tav mir

san - gen d'Ok - tav d'Ok tav sol fa mi re do

Croche pointée / double-croche

apprenez par coeur

Croche poin - tée doub - le croche nous ai - mons ce ryth - me

sol la sol sol la sol sol sol la si do

auswenneg léieren


Croche poin - tée doub - le croche t'ass e flot - te Rhyth - mus

sol la sol sol la sol sol sol la si do

moderato = tempo modéré / moderato = mässiges Tempo


Nous chantons / Wir singen

Moderato


1) 

> > > > **marcato** > > > >

alla marcia


2) 

tempo di mazurka




3) 




Reprise de la mesure précédente / "Faulenzer"




alla polacca




4) 

Qu'est-ce que vous entendez: a, b ou c ? / Was hört Ihr: a, b oder c ?



1)  a)  b)  c)



2)  a)  b)  c)



3)  a)  b)  c)

4)  a)  b)  c)

Qu'est-ce qui est écrit: A, B ou C ? / Was steht geschrieben: A, B oder C ?

1)  A B C  2) A B C

3)  A B C  4) A B C

5)  A B C  6) A B C

Dépistage de fautes / Wo sind die Fehler ?

1)   

4)   

Dictée à parties manquantes / *Lückendiktat*

1) 2) 3)
4) 5) 6)

Mettez les barres de mesure / *Setzt die Taktstriche*

Nous frappons le rythme / *Wir klopfen den Rhythmus*

1) 2) 3)

Quelle pourrait être la mesure ? / Welche Taktart könnte es sein ?



Où est-ce que vous entendez un accord ? / Wo hört Ihr einen Akkord ?

Nous chantons / Wir singen





Où est-ce que vous entendez une 3^e et une 8^{ve} ?

Wo hört Ihr eine 3^{te} und eine 8^{ve} ?

Nous chantons / Wir singen



Wiegenlied

Johannes Brahms

(1833-1897)

Johannes Brahms: compositeur allemand / deutscher Komponist

Andante





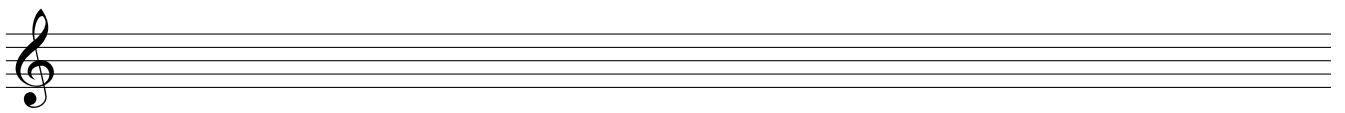
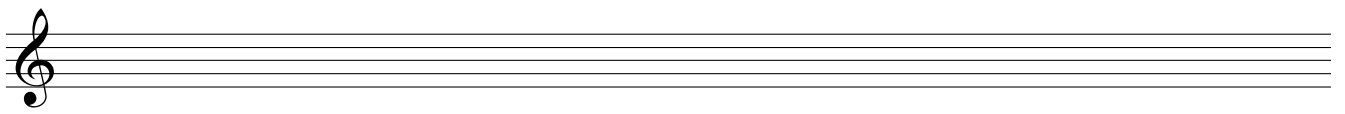

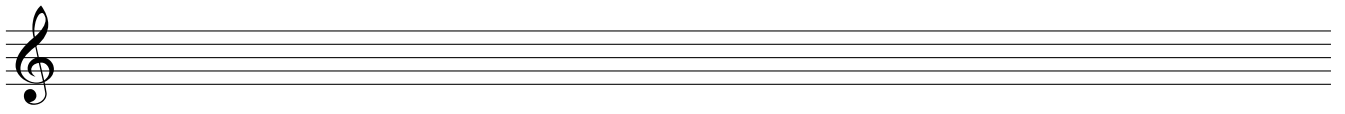
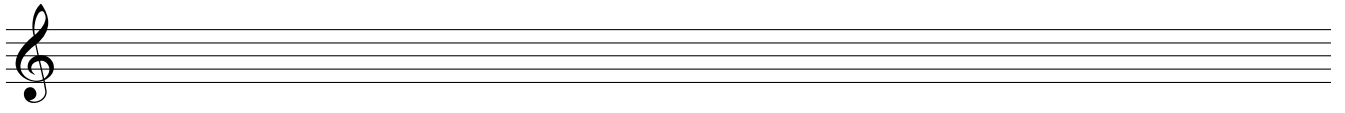

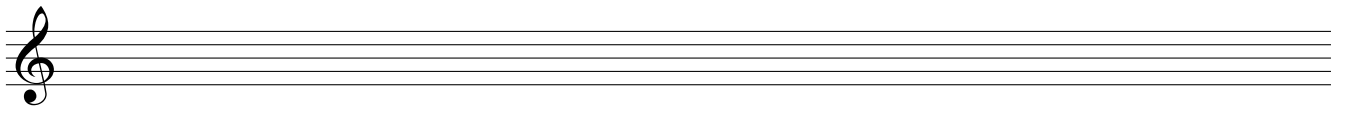


Où est-ce que vous entendez une 5^{te} et un accord ?

Wo hört Ihr eine 5^{te} und einen Akkord ?

Nous chantons / Wir singen






4
4

La mesure à 4/4 / Der Viervierteltakt

4
4

C = 4/4

Nous chantons / Wir singen




Allegro



La Ronde / Die Ganze o o o

Nous chantons / Wir singen



Ritenuito = ralentir le tempo / ritenuto = langsamer werden



Tierce, Quinte, Octave

apprenez par coeur

auswendig leeren

Allegro

Eng Tierce, eng Quinte, eng Oc - tave sol sol fa fa mi re fa fa mi mi re do Eng
Une

Tierce, eng Quinte, eng Oc - tave sol sol do la fa mi re do

Rigaudon

Henry Purcell
(1659-1695)

Henry Purcell : compositeur anglais / englischer Komponist

Nous chantons / Wir singen

mf

p

p

Moderato=tempo modéré / Moderato = mässiges tempo

Choral

J.S.Bach
(1685-1750)

Nous chantons / Wir singen

Johann Sebastian BACH : compositeur allemand / deutscher Komponist

Moderato

Le ton et le demi-ton / Der ganze und der halbe Ton

Dans la gamme il y a 5 tons et 2 demi-tons. Les demi-tons se trouvent de **mi à fa** et de **si à do**
 In der Tonleiter gibt es 5 ganze und 2 halbe Töne. Die halben Töne liegen zwischen **mi und fa** und **si und do**

1 ton 1 ton 1/2 ton 1 ton 1 ton 1 ton 1/2 ton

gamme ascendante
 aufsteigende Tonleiter

1/2 ton 1/2 ton

gamme descendante
 absteigende Tonleiter

1/2 ton 1/2 ton

La gamme de do majeur et l'accord parfait Die Do-majeur Tonleiter und der Akkord



Chantez tous les jours
 Jeden Tag singen

Le dièse / Das Kreuz # # # # # #

Mettez un # devant chaque note / Setzet ein # vor jede Note

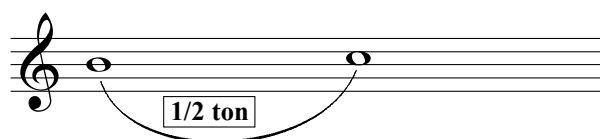

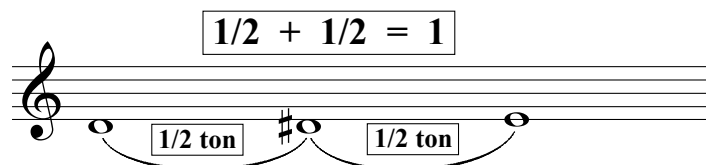

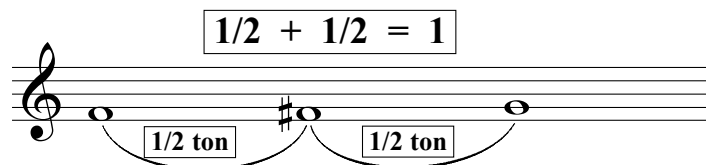
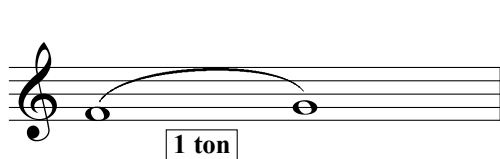
Nous chantons / Wir singen

1)





Un peu de théorie / *Ein bisschen Theorie*

Le dièse hausse la note d'un demi-ton
 Das "Dièse" erhöht die Note um einen halben Ton



Chantez et écoutez la différence / *Singt und hört auf den Unterschied*




Ajoutez le # / Setzt das #



- Le dièze (de même que le bémol et le bécarre) s'appelle signe d'altération.
- Le signe d'altération est valable pour toutes les notes du même nom dans la mesure.
- Das "Dièze" (genau wie das "bémol" und das "Auflösungszeichen") wird Vorzeichen genannt.
- Das Vorzeichen gilt für alle Noten mit gleichem Namen im Takt.


Nous chantons / Wir singen



Le # à la clé / Das # im Schlüssel


Au clair de la lune

Tous les "fa" sont dièzés / Alle "fa" sind erhöht




Le bémol / Das Bemol $\flat \flat \flat \flat \flat \flat$


Mettez un \flat devant chaque note / Setzet ein \flat vor jede Note



Nous chantons / Wir singen



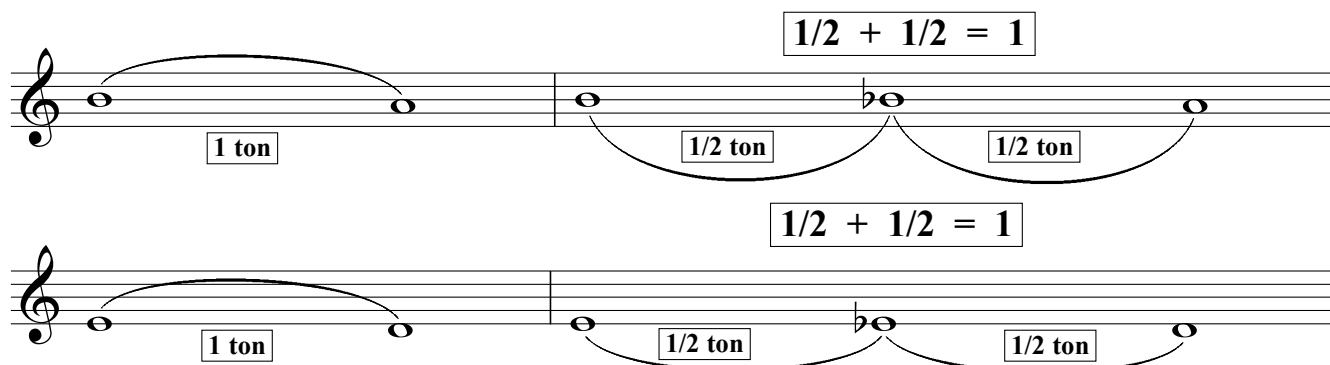
Allegro





La Pause / Die ganze Pause - - -





Le bémol baisse la note d'un demi-ton
Das "bémol" erniedrigt die Note um einen halben Ton





Chantez et écoutez la différence / Singt und hört auf den Unterschied



a)  b) 



c)  d) 

Dictée à "bémols" / "Bémolen"-Diktat

Ajoutez le \flat / Setzt das \flat

a)  b) 

c)  d) 


e)  f) 

Le \flat à la clé / Das \flat im Schlüssel

Nous chantons / Wir singen

Tous les "si" sont bémolisés / Alle "si" sind erniedrigt

1) 

2) **Andante** 



Le bécarre annule le dièse ou le bémol
 Das "bécarre" hebt die Wirkung des dièse oder bémol auf

Nous chantons / *Wir singen*

Moderato

1)

2)

Allegro

3)

Accord parfait Majeur / *Der Dur-Akkord*

Accord parfait mineur / *Der Moll-Akkord*

Accord parfait Majeur

Accord parfait mineur

Chanson mineur-Majeur / *mineur-Majeur-Lidd*

Nous apprenons par coeur / *Mir léieren auswenneg*

Mir si frou, mir sin trau-reg, mir si ge-sond, mir si krank,
 et ass hell, et ass däisch-ter, hei ass ma-jeur, hei ass mi-neur, dat héi-re mir.

La seconde / Die Sekunde

Six musical staves, each showing a second interval (2de) between two notes on a treble clef staff. The intervals are: 1. Ascending from G4 to A4. 2. Ascending from A4 to B4. 3. Ascending from B4 to C5. 4. Descending from C5 to B4. 5. Descending from B4 to A4. 6. Descending from A4 to G4.

Les pompiers en France / Die Feuerwehr in Frankreich

A musical staff in treble clef showing a sequence of notes: G4, A4, B4, C5, B4, A4, G4, F4, E4, D4, C4. The interval between G4 and A4 is labeled '2de', and the interval between A4 and B4 is also labeled '2de'. A large slur covers the entire sequence of notes.

La quarte / Die Quarte

Six musical staves, each showing a fourth interval (4te) between two notes on a treble clef staff. The intervals are: 1. Ascending from G4 to B4. 2. Ascending from A4 to C5. 3. Ascending from B4 to E5. 4. Descending from C5 to G4. 5. Descending from B4 to F4. 6. Descending from A4 to E4.

Les pompiers de chez nous / Die Feuerwehr bei uns

A musical staff in treble clef showing a sequence of notes: G4, A4, B4, C5, B4, A4, G4, F4, E4, D4, C4. The interval between G4 and A4 is labeled '4te', and the interval between A4 and B4 is also labeled '4te'. A large slur covers the entire sequence of notes.

Ecrivez la 2e note / Schreibt die 2. Note












A musical staff in treble clef with ten measures. Each measure starts with a note on a line (G4, A4, B4, C5, B4, A4, G4, F4, E4, D4). An arrow points to the right in each measure, indicating the second note to be written. Above each arrow is an interval label: 2de, 4te, 4te, 2de, 4te, 2de, 2de, 4te, 2de.

Exemples / Beispiele

Quel intervalle ? / Welches Intervall ?

A musical staff in treble clef with eight measures. Each measure contains two notes. The intervals are: 1. G4 to A4 (2de). 2. A4 to B4 (2de). 3. B4 to C5 (2de). 4. C5 to B4 (2de). 5. B4 to A4 (2de). 6. A4 to G4 (2de). 7. G4 to F4 (2de). 8. F4 to E4 (2de). The label '2de' is placed above the first measure.

Exemple / Beispiel




Nous écrivons une portée de "mi aigu" / Wir schreiben eine Reihe "hohes mi"



Lento = tempo lent / Lento = langsames Tempo

Nous chantons / Wir singen



An den Mond

Franz Schubert
(1797-1828)

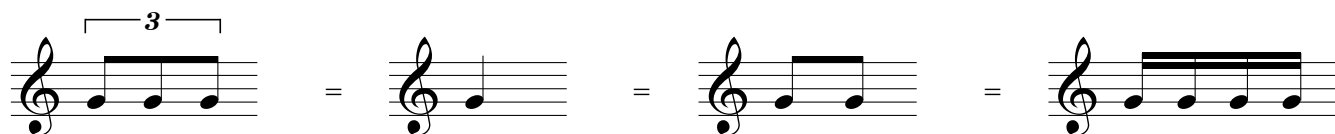
Franz Schubert : compositeur autrichien / österreichischer Komponist



Mettez les barres de mesure / Setzt die Taktstriche



Le triolet / Die Triole



Nous chantons / Wir singen

1) Musical notation for exercise 1, measures 1-4. The first staff is in 2/4 time, and the second staff is in 2/4 time. Both staves feature eighth notes with accents and triplet markings. The first staff ends with a double bar line.

2) Musical notation for exercise 2, measures 1-4. The first staff is in 3/4 time, and the second staff is in 3/4 time. Both staves feature eighth notes with accents and triplet markings. The first staff ends with a double bar line.

mf

3) Musical notation for exercise 3, measures 1-4. The first staff is in common time (C), and the second staff is in common time (C). Both staves feature eighth notes with accents and triplet markings. The first staff ends with a double bar line.

p

Nous frappons le rythme / Wir klopfen den Rhythmus

Musical notation for exercise 4, measures 1-4. The first staff is in common time (C) and the second staff is in common time (C). Both staves feature eighth notes with accents and triplet markings. The first staff ends with a double bar line.

Mettez les barres de mesure / Setzt die Taktstriche

Musical notation for exercise 5, measures 1-4. The first staff is in common time (C), the second staff is in common time (C), and the third staff is in common time (C). All staves feature eighth notes with accents and triplet markings. The first staff ends with a double bar line.

La Sixte / Die Sexte

La Septième / Die Septime

2 nouvelles notes / 2 neue Noten

Le Fa aigu / Das hohe Fa

Ecrivez une portée de "fa aigu" / Schreibt eine Reihe "hohes fa"

Le Sol aigu / Das hohe Sol

Ecrivez une portée de "sol aigu" / Schreibt eine Reihe "hohes sol"

Lecture rapide de notes / Schnelles Notenlesen

Quelques chansons populaires

Einige Volkslieder

Alle meine Entchen



Hänschen klein - *Do majeur*



Hänschen klein - *Fa majeur*



Hänschen klein - *Sol majeur*



Frère Jacques



Sur le pont d'Avignon



Léiwe Kleeschen

Musical score for 'Léiwe Kleeschen' in 3/4 time. The melody is written on a single treble clef staff. It consists of 16 measures. The first measure starts with a treble clef and a 3/4 time signature. The melody is primarily composed of eighth and quarter notes. There are two 'la' lyrics written below the staff, one under the 10th measure and another under the 15th measure. The piece ends with a double bar line.

Klëmmt e Männchen d'Leeder rop

Musical score for 'Klëmmt e Männchen d'Leeder rop' in 2/4 time. The melody is written on a single treble clef staff. It consists of 16 measures. The first measure starts with a treble clef and a 2/4 time signature. The melody is primarily composed of eighth and quarter notes. The piece ends with a double bar line.

Fuchs du hast die Gans gestohlen

Musical score for 'Fuchs du hast die Gans gestohlen' in 2/4 time. The melody is written on two treble clef staves. The first staff contains 16 measures, and the second staff contains 16 measures. The first measure of the first staff starts with a treble clef and a 2/4 time signature. The melody is primarily composed of eighth and quarter notes. The piece ends with a double bar line.

Happy Birthday

Musical score for 'Happy Birthday' in 3/4 time. The melody is written on a single treble clef staff. It consists of 16 measures. The first measure starts with a treble clef and a 3/4 time signature. The melody is primarily composed of quarter and eighth notes. The piece ends with a double bar line.

Ons Heemecht

Musical score for 'Ons Heemecht' in common time (C). The melody is written on four treble clef staves. The first staff contains 16 measures, and the subsequent three staves each contain 16 measures. The first measure of the first staff starts with a treble clef and a common time signature. The melody is primarily composed of quarter and eighth notes. The piece ends with a double bar line.

Intéressant: Variations sur une mélodie
Interessant: Variationen über eine Melodie

Thème

The Theme is written in 2/4 time. The first staff begins with a treble clef and a 2/4 time signature. The melody consists of a sequence of eighth and quarter notes, ending with a whole note. The second staff continues the melody, also ending with a whole note and a double bar line.

Variation I

Variation I is written in 2/4 time. The first staff begins with a treble clef and a 2/4 time signature. The melody is more rhythmic, featuring eighth and sixteenth notes. The second staff continues the variation, including a sharp sign (#) on the second line. The third staff concludes the variation with a double bar line.

Variation II

Variation II is written in 3/4 time. The first staff begins with a treble clef and a 3/4 time signature. The melody features a mix of quarter and eighth notes, with some rests. The second staff continues the variation, including a sharp sign (#) on the second line. The third and fourth staves conclude the variation with a double bar line.

Variation III

Musical notation for Variation III, consisting of three staves of music in 2/4 time. The first staff begins with a treble clef and a 2/4 time signature. The melody consists of eighth and quarter notes, with a key signature of one flat (B-flat). The second and third staves continue the melodic line, ending with a double bar line.

Variation IV

Musical notation for Variation IV, consisting of three staves of music in 2/4 time. The first staff begins with a treble clef and a 2/4 time signature. The melody features several triplet markings (indicated by a bracket with the number '3') over eighth notes. The second and third staves continue the melodic line, ending with a double bar line.

Variation V

Musical notation for Variation V, consisting of four staves of music in 2/4 time. The first staff begins with a treble clef and a 2/4 time signature. The melody is characterized by sixteenth-note patterns and slurs. The second, third, and fourth staves continue the melodic line, ending with a double bar line.

